

ONLINE SHAREHOLDERS' MEETING GUIDE 2021

Attending the Meeting virtually

If you choose to participate online, you will be able to view a live webcast of the meeting, ask questions and submit your votes in real time.

To access the meeting:

Visit web.lumiagm.com/367084684 on your computer, tablet or smartphone. You will need the latest version of Chrome, Safari, Edge or Firefox. Please ensure your browser is compatible.

Meeting ID: 367 084 684

To login you must have your **shareholder number** and **postcode**

The website will be open and available for log in from 3.00pm Thursday 11th November 2021

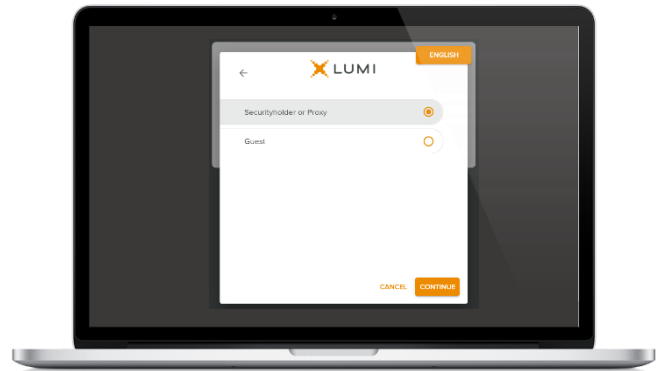
ACCESS

The 1st page of the platform will ask you accept the T&C's. You will then be required to select what capacity you are joining the meeting.

Shareholders or appointed proxies should select:

"I am a shareholder/proxy"

Guests should select **"I am a guest"**.

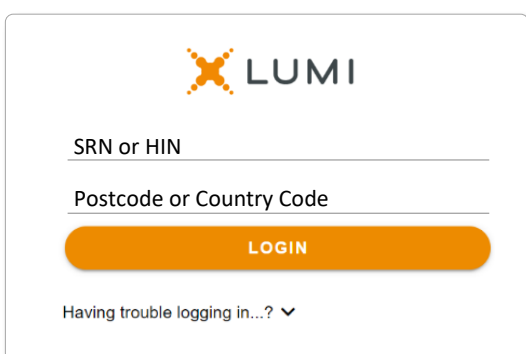


CREDENTIALS

Shareholders/Proxys

Enter your **Shareholder Number** and your password is your **postcode**, or, for non Australian residents, your **3-letter country code**.

Proxy holders should obtain their log in credentials from the registrar by calling +61 3 9415 4024




The screenshot shows the LUMI login interface for Shareholders/Proxys. It features the LUMI logo at the top, followed by two input fields: "SRN or HIN" and "Postcode or Country Code". Below these fields is a prominent orange "LOGIN" button. At the bottom, there is a link that says "Having trouble logging in...?" with a downward arrow.

Guests

Please enter your name and email address to be admitted into the meeting.

Please note, guests will not be able to ask questions or vote at the meeting.



The screenshot shows the LUMI login interface for Guests. It features the LUMI logo at the top, followed by three input fields: "First Name", "Last Name", and "Email". At the bottom right, there are two buttons: "CANCEL" and "CONTINUE".

NAVIGATION


Once successfully authenticated, the home page will appear. You can view meeting instructions, ask questions and watch the webcast.

If viewing on a computer the webcast will appear at the side automatically once the meeting has started.

On a mobile device, select the broadcast icon at the bottom of the screen to watch the webcast.



During the meeting, mobile users can minimise the webcast at any time by selecting the arrow by the broadcast icon. You will still be able to hear the meeting. Selecting the broadcast icon again will reopen the webcast.



Desktop / Laptop users can watch the webcast full screen, by selecting the full screen icon.



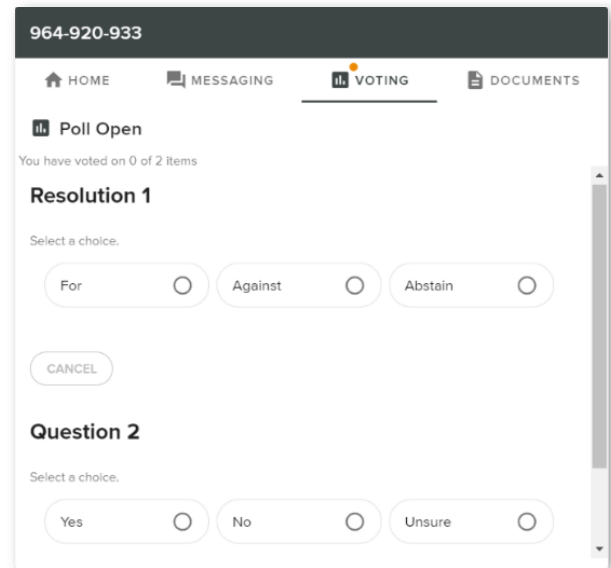
To reduce the webcast to its original size, select the X at the top of the broadcast window.

VOTING

The Chair will open voting on all resolutions at the start of the meeting. Once voting has opened, the voting tab will appear on the navigation bar.



Selecting this tab will open a list of all resolutions and their voting options.

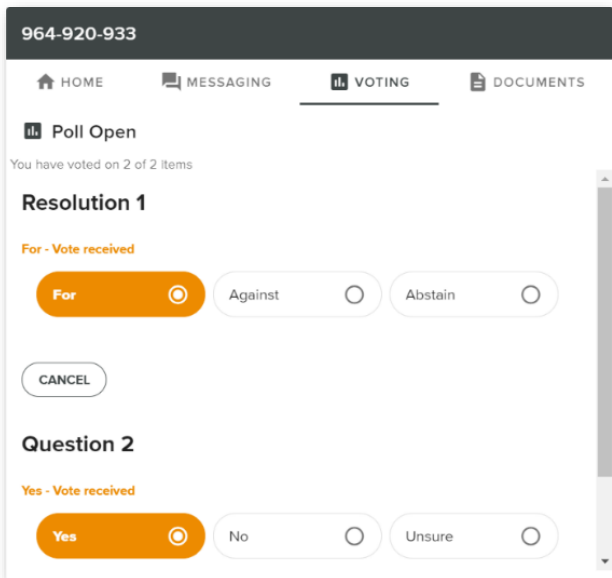


To vote, simply select your voting direction from the options displayed on screen. Your selection will change colour and a confirmation message will appear.

To change your vote, simply select another option. If you wish to cancel your vote, please press cancel.

There is no need to press a submit or send button. Your vote is automatically counted.

Voting can be performed at any time during the meeting until the Chair closes the poll.



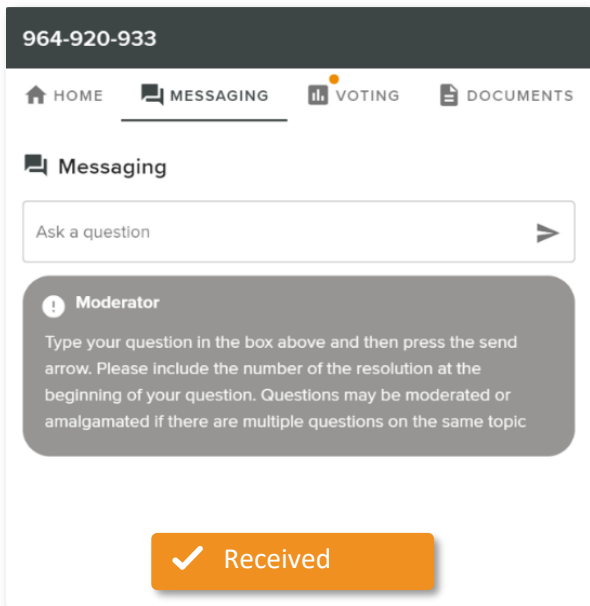
TEXT QUESTIONS

Any shareholder or appointed proxy is eligible to ask questions.

If you would like to ask a question. Select the messaging tab.



Messages can be submitted at any time from the start of the meeting, up until the Chair closes the Q&A session.



964-920-933

HOME MESSAGING VOTING DOCUMENTS

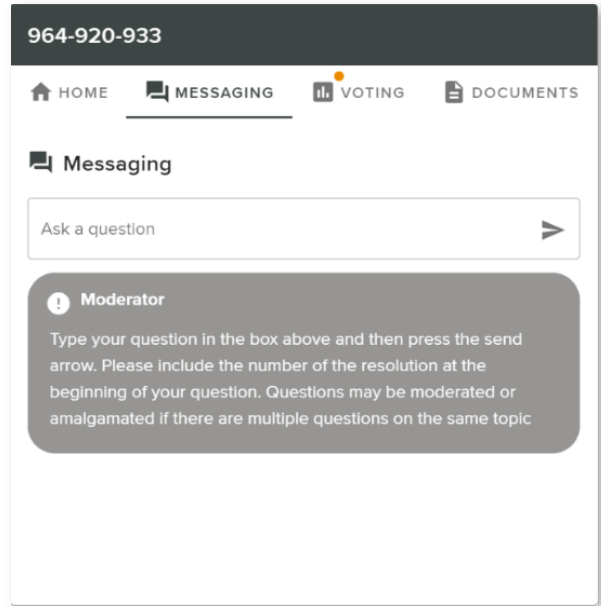
Messaging

Ask a question

Moderator

Type your question in the box above and then press the send arrow. Please include the number of the resolution at the beginning of your question. Questions may be moderated or amalgamated if there are multiple questions on the same topic

✓ Received



964-920-933

HOME MESSAGING VOTING DOCUMENTS

Messaging

Ask a question

Moderator

Type your question in the box above and then press the send arrow. Please include the number of the resolution at the beginning of your question. Questions may be moderated or amalgamated if there are multiple questions on the same topic

Select the “Ask a Question” box and type in your message.

Once you are happy with your message, select the send icon.



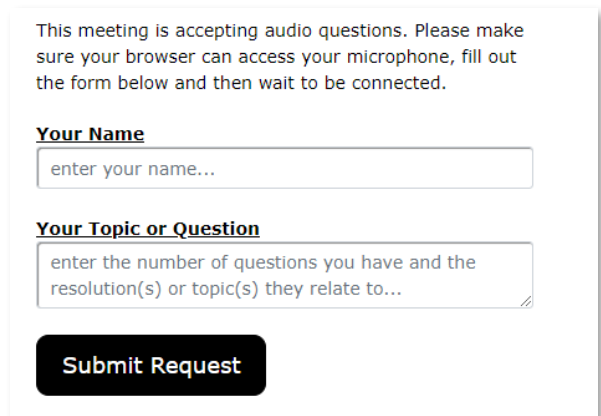
Questions sent via the Lumi platform may be moderated before being sent to the Chair. This is to avoid repetition and remove any inappropriate language.

AUDIO QUESTIONS

An audio questions line is available to members and appointed proxy holders.

To use this service, **pause the broadcast** before clicking on the link under **“Asking Audio Questions”**. A new page will open, as shown on the right. Please enter the requested details and click **“Submit Request”** to join the audio questions queue.

You will hear the meeting while you wait to ask your question.



This meeting is accepting audio questions. Please make sure your browser can access your microphone, fill out the form below and then wait to be connected.

Your Name

enter your name...

Your Topic or Question

enter the number of questions you have and the resolution(s) or topic(s) they relate to...

Submit Request

AUDIO QUESTIONS – Connection issues

If you have any difficulty hearing the audio or staying connected, please press “Having trouble connecting?” on the start page.

Having trouble connecting?

Pressing this button will provide you with a phone number and your own unique PIN to identify you and will enable you to connect to the meeting via telephone.
